

SE 542 Human Computer Interaction

Fall 2014-2015

Week #8

User interface design paradigms

Why study paradigms

- Questions
 - how can an interactive system be developed to ensure its usability?
 - how can the usability of an interactive system be demonstrated or measured?
- History of interactive system design provides paradigms (or models) for usable designs

What are paradigms?

- Predominant theoretical frameworks or scientific world views
 - e.g., Aristotelian, Newtonian, Einsteinian (relativistic) paradigms in physics
- Understanding HCI history is largely about understanding a series of paradigm shifts
 - Not all listed in the next slides are necessarily “paradigm” shifts, but are at least candidates
 - History will judge which are true shifts


Paradigms of interaction

New computing technologies arrive, creating a new perception of the human—computer relationship.

We can trace some of these shifts in the history of interactive technologies.

The initial paradigm

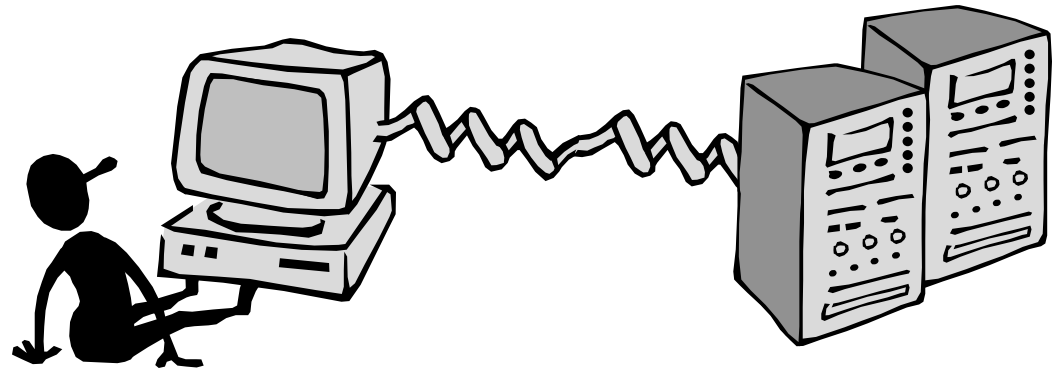
- Batch processing



Impersonal computing

Example Paradigm Shifts


- Batch processing
- Time-sharing



Interactive computing

Example Paradigm Shifts

- Batch processing
- Timesharing
- **Networking**



Community computing

Example Paradigm Shifts

- Batch processing
- Timesharing
- Networking
- **Graphical displays**

C...P... filename
dot star... or was
it R...M?

Move this file here,
and copy this to there.



Direct manipulation

Example Paradigm Shifts


- Batch processing
- Timesharing
- Networking
- Graphical display



Personal computing

Example Paradigm Shifts

- Batch processing
- Timesharing
- Networking
- Graphical display
- **WWW**




Global information

Example Paradigm Shifts

- Batch processing
- Timesharing
- Networking
- Graphical display
- WWW
- Ubiquitous Computing

- A symbiosis of physical and electronic worlds in service of everyday activities.



Multimodality

- a mode is a human communication channel
- emphasis on simultaneous use of multiple channels for input and output

Computer Supported Cooperative Work (CSCW)

- CSCW removes bias of single user / single computer system
- Can no longer neglect the social aspects
- Electronic mail is most prominent success

The World Wide Web

- Hypertext, as originally realized, was a closed system
- Simple, universal protocols (e.g. HTTP) and mark-up languages (e.g. HTML) made publishing and accessing easy
- Critical mass of users lead to a complete transformation of our information economy.

Agent-based Interfaces

- Original interfaces
 - Commands given to computer
 - Language-based
- Direct Manipulation/WIMP
 - Commands performed on “world” representation
 - Action based
- Agents - return to language by instilling proactivity and “intelligence” in command processor
 - Avatars, natural language processing

Ubiquitous Computing

"The most profound technologies are those that disappear."

Mark Weiser, 1991

Late 1980's: computer was very apparent

How to make it disappear?

- Shrink and embed/distribute it in the physical world
- Design interactions that don't demand our intention

Sensor-based and Context-aware Interaction

- Humans are good at recognizing the “context” of a situation and reacting appropriately
- Automatically sensing physical phenomena (e.g., light, temp, location, identity) becoming easier
- How can we go from sensed physical measures to interactions that behave as if made “aware” of the surroundings?

User Interface Design Rules

Design rules

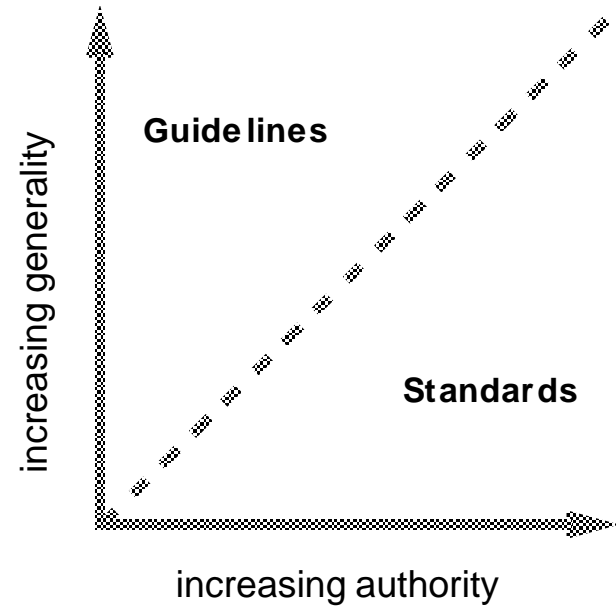
Designing for maximum usability

– the goal of interaction design

- Principles of usability
 - general understanding
- Standards and guidelines
 - direction for design
- Design patterns
 - capture and reuse design knowledge

Types of design rules

- principles
 - abstract design rules
 - low authority
 - high generality
- standards
 - specific design rules
 - high authority
 - limited application
- guidelines
 - lower authority
 - more general application



Principles to support usability

Learnability

the ease with which new users can begin effective interaction and achieve maximal performance

Flexibility

the multiplicity of ways the user and system exchange information

Robustness

the level of support provided the user in determining successful achievement and assessment of goal-directed behaviour

Principles of learnability

Predictability

- determining effect of future actions based on past interaction history
- operation visibility

Synthesizability

- assessing the effect of past actions
- immediate vs. eventual honesty

Principles of learnability (ctd)

Familiarity

- how prior knowledge applies to new system
- guessability; affordance

Generalizability

- extending specific interaction knowledge to new situations

Consistency

- likeness in input/output behaviour arising from similar situations or task objectives

Principles of flexibility

Dialogue initiative

- freedom from system imposed constraints on input dialogue
- system vs. user pre-emptiveness

Multithreading

- ability of system to support user interaction for more than one task at a time
- concurrent vs. interleaving; multimodality

Task migratability

- passing responsibility for task execution between user and system

Principles of flexibility (ctd)

Substitutivity

- allowing equivalent values of input and output to be substituted for each other
- representation multiplicity; equal opportunity

Customizability

- modifiability of the user interface by user (adaptability) or system (adaptivity)

Principles of robustness

Observability

- ability of user to evaluate the internal state of the system from its perceivable representation
- browsability; defaults; reachability; persistence; operation visibility

Recoverability

- ability of user to take corrective action once an error has been recognized
- reachability; forward/backward recovery; commensurate effort

Principles of robustness (ctd)

Responsiveness

- how the user perceives the rate of communication with the system
- Stability

Task conformance

- degree to which system services support all of the user's tasks
- task completeness; task adequacy

Standards

- set by national or international bodies to ensure compliance by a large community of designers standards require sound underlying theory and slowly changing technology
- hardware standards more common than software high authority and low level of detail
- ISO 9241 defines usability as effectiveness, efficiency and satisfaction with which users accomplish tasks

Guidelines

- more suggestive and general
- many textbooks and reports full of guidelines
- abstract guidelines (principles) applicable during early life cycle activities
- detailed guidelines (style guides) applicable during later life cycle activities
- understanding justification for guidelines aids in resolving conflicts

Golden rules and heuristics

- “Broad brush” design rules
- Useful check list for good design
- Better design using these than using nothing!
- Different collections e.g.
 - Nielsen’s 10 Heuristics
 - Shneiderman’s 8 Golden Rules
 - Norman’s 7 Principles

Shneiderman's 8 Golden Rules

- 1. Strive for consistency*
- 2. Enable frequent users to use shortcuts*
- 3. Offer informative feedback*
- 4. Design dialogs to yield closure*
- 5. Offer error prevention and simple error handling*
- 6. Permit easy reversal of actions*
- 7. Support internal locus of control*
- 8. Reduce short-term memory load*

Norman's 7 Principles

- 1. Use both knowledge in the world and knowledge in the head.*
- 2. Simplify the structure of tasks.*
- 3. Make things visible: bridge the gulfs of Execution and Evaluation.*
- 4. Get the mappings right.*
- 5. Exploit the power of constraints, both natural and artificial.*
- 6. Design for error.*
- 7. When all else fails, standardize.*

Heuristics (by Nielsen)

- use simple and natural dialogue sequences
- speak the users' language
- minimize user memory load
- be consistent
- provide feedback
- provide clearly marked exits
- provide shortcuts
- provide good error messages
- prevent errors

Windows Interface Guidelines

- Set of general principles for interface design in Microsoft's software development documentation
 - directness
 - user in control
 - consistency
 - forgiveness
 - feedback
 - aesthetics
 - simplicity

Many common elements...

Nielsen

- use simple and natural dialogue sequences
- speak the users language
- minimize user memory load
- **be consistent**
- provide feedback
- provide clearly marked exits
- provide shortcuts
- provide good error messages
- prevent errors

Shneiderman

- **strive for consistency**
- enable frequent users to use shortcuts
- offer informative feedback
- design dialogues to yield closure
- offer simple error handling
- permit easy reversal of actions
- reduce short term memory load

Microsoft

- directness
- user in control
- **consistency**
- forgiveness
- feedback
- aesthetics
- simplicity

Be consistent

Consistency.....

- important to enable user to build a reliable model of how the interface works
- makes the interface familiar and predictable by providing a sense of stability
- allows users to transfer existing knowledge to new tasks and focus more on tasks because they need not spend time trying to remember the differences in interaction.
- important through all aspects of the interface, names of commands, layout of information, and operational behaviour.

Many common elements...

Nielsen

- use simple and natural dialogue sequences
- speak the users language
- minimize user memory load
- be consistent
- provide feedback
- provide clearly marked exits
- provide shortcuts
- provide good error messages
- prevent errors

Shneiderman

- strive for consistency
- enable frequent users to use shortcuts
- offer informative feedback
- design dialogues to yield closure
- offer simple error handling
- permit easy reversal of actions
- support internal locus of control
- reduce short term memory load

Microsoft

- directness
- user in control
- consistency
- forgiveness
- feedback
- aesthetics
- simplicity

Reduce memory load

Minimize user memory load

- **Basic rule:** don't expect the user to remember what has already been done. Make this visible at the interface
- If a command is made up of a number of pieces of data entered by the user in sequence, display these rather than expecting the user to remember the data already entered
- Help the user remember where they are in a transaction sequence – Menu 2/5 Step 1 - 4

Example: American Airlines site

The screenshot shows the top navigation bar of the American Airlines website. It includes the AA logo, a search bar, and several menu items: Travel Planning, AAdvantage®, Net SAver™ & Special Offers, Programs & Services, and About AA. Below the navigation bar is a breadcrumb trail for the 'TRAVEL PLANNING' section, with steps: FIND FLIGHTS (highlighted with 'YOU ARE HERE'), PRICE ITINERARY, PASSENGER DETAILS, PURCHASE, and FINISH. A red callout box with an arrow points to the 'PURCHASE' step, containing the text 'Place in transaction sequence'.

Find Flights: Choose by Schedule

[Show American Airlines flights only](#)

Birmingham, England (BHX) to Chicago, IL (CHI)
Friday, 02 November 2001

Data previously entered

Select	Flight	Departing		Arriving		Seats Available			Aircraft
		City	Date & Time	City	Date & Time	First	Bus	Coach	
<input type="radio"/>	KLM 2052 * Singapore Airlines 36\$@	BHX	02Nov 07:10pm	AMS	02Nov 09:25pm			●	100
		AMS	03Nov 08:10am	ORD	03Nov 10:20am		●	●	777
<input type="radio"/>	British Airways 1764 United Airlines 3501 *\$@	BHX	02Nov 07:20pm	FRA	02Nov 09:55pm		●	●	ER4
		FRA	03Nov 10:40am	ORD	03Nov 01:00pm		●	●	742

Many common elements...

Nielsen

- use simple and natural dialogue sequences
- speak the users language
- minimize user memory load
- be consistent
- provide feedback
- provide clearly marked exits
- provide shortcuts
- provide good error messages
- prevent errors

Shneiderman

- strive for consistency
- enable frequent users to use shortcuts
- offer informative feedback
- design dialogues to yield closure
- offer simple error handling
- permit easy reversal of actions
- support internal locus of control
- reduce short term memory load

Microsoft

- directness
- user in control
- consistency
- forgiveness
- feedback
- aesthetics
- simplicity

Feedback to user

Feedback from the system

- Every action the user makes should produce a perceptible response.
- The intention is to reduce user uncertainty that the system has:
 - received the last input,
 - is currently doing something about it,
 - or is waiting for the next input.
- Commands should result in some visible change to the interface
 - E.g 'mail has been sent' in response to a 'Send' command
 - Presentation of objects on screen updated to reflect their current state
- Task analysis should enable appropriate information to be identified as feedback for a specific task

Feedback: Response Time

- Response time for feedback should be appropriate to the type of user action:
 - e.g. response to keystroke - instantaneous;
response to command input - may take longer
- Provide 'system busy' feedback if time will exceed a few seconds or is unpredictable
- Provide indication of how many transactions remain, for example as a bar chart or as a percentage.
- This largely disappeared as a problem with fast single user PCs and has re-appeared with distributed web-based applications

Many common elements...

Nielsen

- use simple and natural dialogue sequences
- speak the users language
- minimise user memory load
- be consistent
- provide feedback
- provide clearly marked exits
- provide shortcuts
- provide good error messages
- prevent errors

Shneiderman

- strive for consistency
- enable frequent users to use shortcuts
- offer informative feedback
- design dialogues to yield closure
- offer simple error handling
- permit easy reversal of actions
- support internal locus of control
- reduce short term memory load

Microsoft

- directness
- user in control
- consistency
- forgiveness
- feedback
- aesthetics
- simplicity

Appropriate user support

Appropriate user support

- HELP messages
 - important to recognise different types of help;
 - should be available when required and context-specific;
 - can the user get help about what responses are possible at a given point in a dialogue.
- ERROR messages
 - should explain what is wrong and what corrective action is required;
 - should use 'jargon' familiar to the user;
 - often this support is poorly designed in terms of what information is given to the user.

Many common elements...

Nielsen

- use simple and natural dialogue sequences
- speak the users language
- minimise user memory load
- be consistent
- provide feedback
- provide clearly marked exits
- provide shortcuts
- provide good error messages
- prevent errors

Shneiderman

- strive for consistency
- enable frequent users to use shortcuts
- offer informative feedback
- design dialogues to yield closure
- offer simple error handling
- permit easy reversal of actions
- support internal locus of control
- reduce short term memory load

Microsoft

- directness
- user in control
- consistency
- forgiveness
- feedback
- aesthetics
- simplicity

Flexibility

Flexibility

- Measure of how well a dialogue can cater for different levels of user skill.
- Provide alternative means of achieving the same goal which match different models of how the interface works.
 - e.g. word selection: cursor to start of word and double click, click and drag, click and shift-click.
 - e.g. word deletion: word highlighted and Control +X key, select 'Cut' menu option, backspace.

Flexibility

- Adapt to the skill level of the user by:
 - providing accelerators:
 - allow user to answer ahead,
 - provide key bindings for menu options;
 - providing macro facility;
 - accepting abbreviations for command words;
 - accepting synonyms (alternative names);
 - allowing user to choose level of instructions or help.

Many common elements...

Nielsen

- use simple and natural dialogue sequences
- speak the users language
- minimise user memory load
- be consistent
- provide feedback
- provide clearly marked exits
- provide shortcuts
- provide good error messages
- prevent errors

Shneiderman

- strive for consistency
- enable frequent users to use shortcuts
- offer informative feedback
- design dialogues to yield closure
- offer simple error handling
- permit easy reversal of actions
- support internal locus of control
- reduce short term memory load

Microsoft

- directness
- user in control
- consistency
- forgiveness
- feedback
- aesthetics
- simplicity

User in control

User in control

- user initiates actions, not the computer or software
- use techniques to automate tasks, but implement them in a way that allows the user to choose or control the automation.
- users must be able to personalize aspects of the interface, such as color, fonts, or other options

Minimal user input

- Balance between number of keystrokes or mouse movements/clicks and memory load.
- Reducing keying errors increases speed of data entry.
- Allow selection from a list rather than typing in a value (recognise rather than recall).
- Edit a command that has produced an error rather than retyping the command.
- Do not request input of information which can be derived automatically or which has been entered previously.
- Use default values.

Menus

- Usually a collection of actions, structured into a list from which a user chooses
- Actions applied to objects
 - Explicitly selected by user – `format + font...` [selected text]
 - Implicitly assumed by system – `print` [current file]
 - Pop-up menu over selected object shows common actions on that object
- Actions may be represented
 - by text (e.g pull-down menu)
 - by icons (e.g toolbar)
- Actions completed
 - Immediately by selecting menu item
 - Following collection of more data from user (via a dialogue box)

Overloading menus

- Most common Windows applications use an 'anything, anytime' approach – i.e., all commands are available to the user at all times
- Leads to large, cumbersome menu structures where the user can forget how to find a particular command
- Toolbars attempt to provide shortcuts to frequently used items
 - order of icons in toolbars different from items in pull-down menus representing same actions
- Many CAD systems use an alternative, "mode" approach where a general type of operation, or task is selected
 - Only a restricted set of menus relevant to that operation are displayed
- This approach is now used in some MS applications

Microsoft PowerPoint - dialog1


File Edit View Insert Format **Tools** Draw Window Help



Times New Roman



- Spelling... F7
- Replace Fonts...
- AutoCorrect...
- AutoClipArt...
- Style Checker...
- Slide Transition...
- Hide Slide
- Build Slide Text
- Animation Settings...
- Interactive Settings...
- Meeting Minder...
- Presentation Conference...
- Write-Up...
- Recolor...
- Crop Picture
- Customize...
- Options...



Click to add titl

Menu Structure

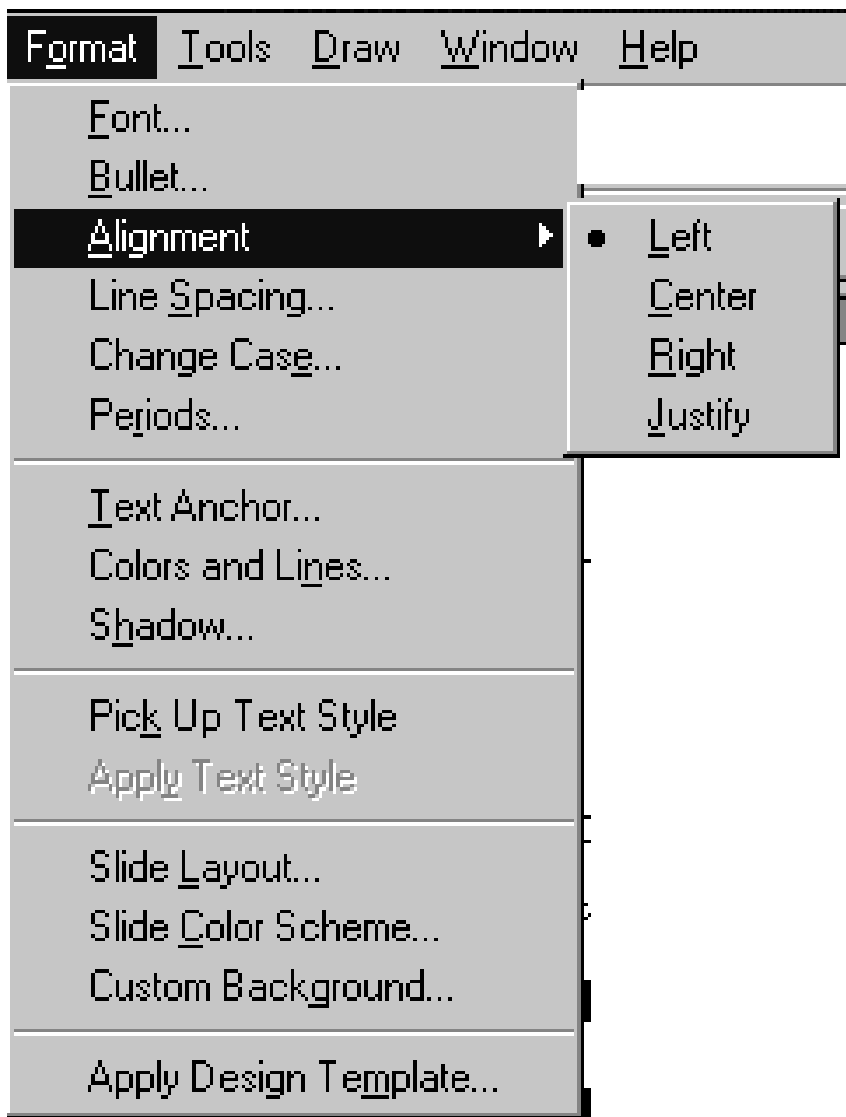
'Structures should reflect users expectations.. and support users flow of work' (ISO 9241/14)

Priorities

- Conventional categories (file, edit,...)
- Use of dividers to break menus into groups
- Logical groups of related actions (cut,copy,paste)
- Arbitrary groups
 - consistently ordered, numerically or alphabetically

Sequencing options within groups

- **consistency** - use the same relative order of items where the group is presented again
- **importance** - place important items first in the group
- **conventional** order e.g days of the week
- **order of use** - e.g 'copy' precedes 'paste'
- **frequency** of use
 - if frequency of option is known, place frequent items first
- **alphabetical** order
- What ordering rules have been applied in the next slide?



Functional Objectives with Screen Layout

- arrange items on screen to give highest probability of eliciting an acceptable level of human performance
- the user will be able
 - extract information she is seeking
 - identify related groups of information
 - distinguish exceptional items (warnings and error messages)
 - determine what action is necessary

Formatting recommendations

- split strings more than 6 alphanumeric characters into smaller groups

(bad)

ABBA347686A2

ABBA456388A3

(good)

ABBA 347686 A2

ABBA 456388 A3

- identical data should be presented in the same way even if variations in input format are tolerated

30 11 95

30 Nov 1995 -> 30/11/95 (for example)

30 11 1995

30th nov 95

Formatting recommendations

- data should be presented in full version even if abbreviated input allowed, provide feedback to user

Party:[]

Party:[ch,cai] Chemical Bank, Cairo

Formatting recommendations

- numeric codes displayed with right justification

47321	47321
539	539
67	67
482645	482645

- lists of numeric with decimal points should be aligned around the point

34.723
43.908
2341.5

Labeling in screen design

- descriptive title or phrase adjacent to a group of related items or information
- ensure labels are meaningful to the user
- labeling should be visually distinct from the data
- data labeling should not be able to be confused with help messages or command descriptions

Labeling in screen design

- use consistent relationship between labels and data being described

e.g. above and left justified

Name:

[]

- include units in label to reduce ambiguity

e.g. Weight(Kg):

[]

Aesthetic issues

- Design is valued for its fitness to a particular user and task
- Design aesthetics is intended to make the product or system appear attractive & appealing
- Nielsen advocates Simplicity – particularly for Website design
- However careful use of color, graphics and formatting can make the design more aesthetically pleasing
 - Need to get the right balance

Style guides and sources of design guidance

- Plenty of these....
- Manufacturers
- Web-based style guides e.g., Yale Style Manual
 - <http://www.webstyleguide.com/wsg3/index.html>

Optional readings

- **The Promise of Pattern Languages for Interaction Design**
 - <http://www.it.bton.ac.uk/staff/lp22/HF2000.html>
- **Interaction Design and Agile Methods**
 - <http://www.xml.com/lpt/a/ws/2002/09/03/udell.html>

Summary

Principles for usability

- repeatable design for usability relies on maximizing benefit of one good design by abstracting out the general properties which can direct purposeful design
- The success of designing for usability requires both creative insight (new paradigms) and purposeful principled practice

Using design rules

- standards and guidelines to direct design activity